

Unit 3

**MY FOREIGN
FRIENDS**

Period 3 – Part 1, 2, 3





Table of contents

Tiếng
Anh 5

1

Warm-up and review

2

Listen and repeat

3

Circle, listen and check

4

Let's chant.

5

Fun corner and wrap-up

GLOBAL
SUCCESS



1

Warm-up and review



BALLOONS



START





Describing people's APPEARANCE



•————— and —————•

PERSONALITY



Next







Choose the best answer

My little brother is clever.







Choose the best answer

He is very active.







Choose the best answer

My younger sister is helpful.







Choose the best answer

She has red hair and big eyes.





Choose the best answer

My brother is friendly.





He has long
and brown hair.



He has long
and black hair.



He has short
and brown hair.



Choose the best answer





tall



slim



big



Choose the best answer

My sister has _____ eyes.



Well done!



2

Listen and repeat



❖ Listen and repeat



'active

He's 'active.

'friendly

She's 'friendly.



3

Circle, listen
and check.



❖ Read and circle.

1. a. friendly b. fifteen c. active

2. a. sixteen b. eighteen c. clever

3. a. helpful b. about d. nineteen



❖ Listen and check



1. a. 'friendly

b. fifteen

c. 'active



2. a. six'teen

b. eight'een

c. 'clever



3. a. 'helpful

b. a'bout

d. nine'teen



LOOK and SAY aloud.

friendly

helpful

active

clever

She's active.

He's friendly.

He's clever.

She's helpful.



4

Let's chant!



Is she active?

Yes, she is.

Is she friendly?

Yes, she is.

She's active and friendly.



Is he helpful?

Yes, he is.

Is he clever?

Yes, he is.

He's helpful and clever.



Is she active? 

Yes, she is. 

Is she friendly? 

Yes, she is. 

She's active and friendly. 



Is he helpful? 

Yes, he is. 

Is he clever? 

Yes, he is. 

He's helpful and clever. 

Is she active?

Yes, she is.

Is she friendly?

Yes, she is.

She's active and friendly.



Is he helpful?

Yes, he is.

Is he clever?

Yes, he is.

He's helpful and clever.



5

Fun corner and wrap-up

Left or right Game



How to play

Step 1: Divide into Teams:

Divide the class into 2 or 4 teams. Each team lines up in a vertical row.

Step 2: The first students in line from each team look at the word on the board.

Step 3: Raise Hands to Answer:

- Students **raise their left hand** if the word stress is on **the first syllable**.

- Students **raise their right hand** if the word stress is on **the second syllable**.

➤ **Get 1 POINT** for the team if the answer is correct.

Step 4: Switch Turns:

After answering, the 4 students go to the end of their respective lines, giving the next set of students a turn. The game continues until all the words are used or the allotted time is up.

Step 5: Ending and Rewards:

The team with the most points wins and receives a gift from the teacher.

The remaining teams receive applause from the class.



! helpful



about



eighteen



'clever



nineteen



'active



sixteen



! friendly



fifteen



Excellent





THANK YOU

For joining!

